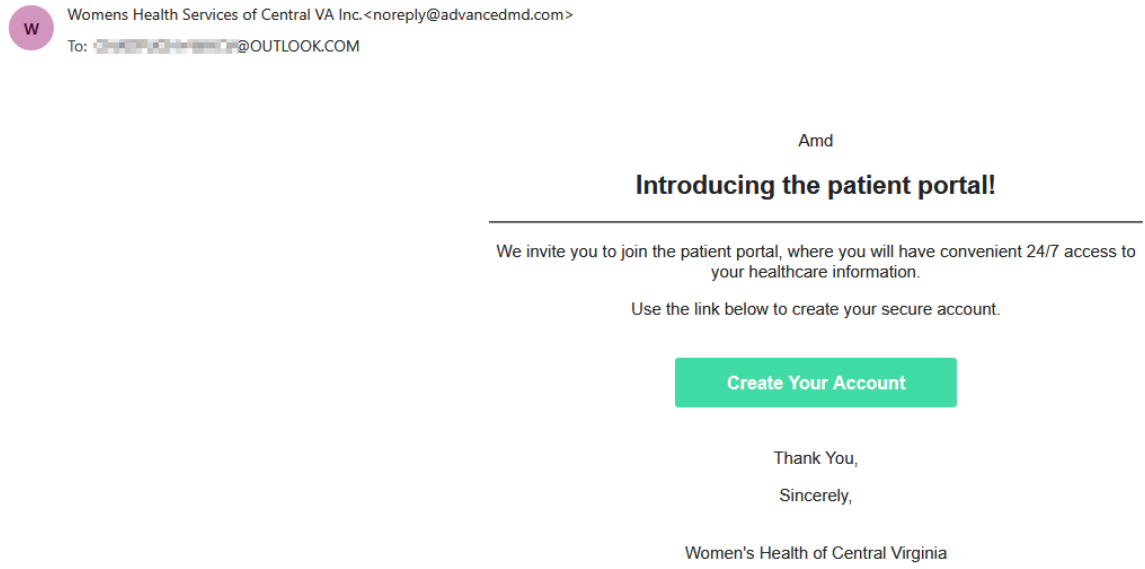


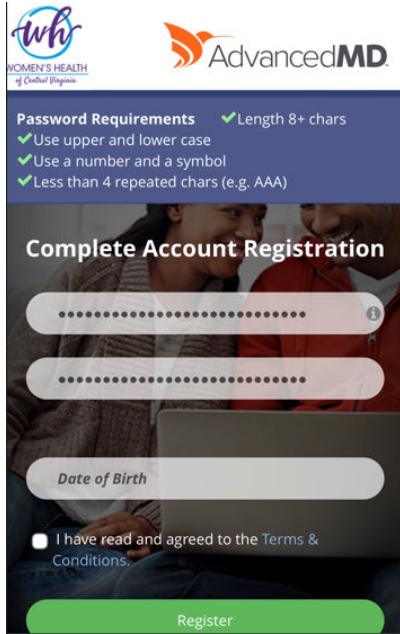
## Patient Portal Invite and login process

1. This is what the email looks like that the patient will receive for portal. Email will come from Womens Health Services of Central VA Inc.<noreply@advancedmd.com>

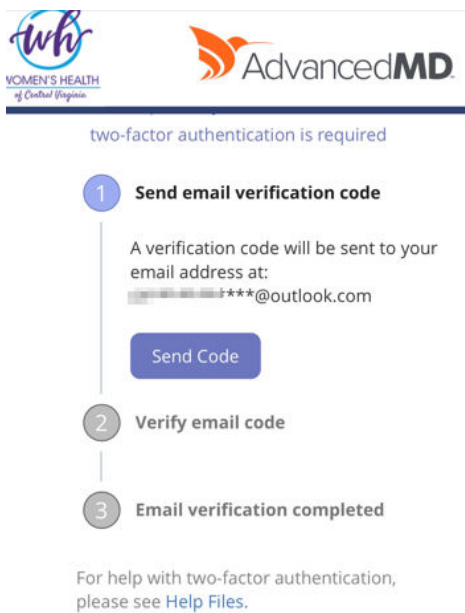


[↩ Reply](#) [➦ Forward](#)

2. Patient should click on Create your Account, or copy web address and enter it into a web browser.
3. Patient needs to enter a Password that meets the requirements and enter there DOB, then check agree to the Terms & Conditions than click Register.



4. The next screen will ask to send a two-factor code to their email address. They need to click on send code.



5. A 6 digit code is sent to their email, they need to enter the code into this screen and hit Verify without closing the web page. Patients must be able to switch between apps without closing them, so they need to be sure the link opened in a new browser and not in their email app.

WOMEN'S HEALTH of Central Virginia | AdvancedMD

two-factor authentication is required

1 ✓ Send email verification code

2 2 Verify email code

Enter six-digit code \*

444717

Remember me for 24 hrs

Re-Send Verify

If you have not received an email within a few minutes, check your spam/junk folders, or request another verification code by clicking "Re-Send"

3 3 Email verification completed

For help with two-factor authentication, please see [Help Files](#).

6. Once verified they should be able to hit Continue.

WOMEN'S HEALTH of Central Virginia | AdvancedMD

two-factor authentication is required

1 ✓ Send email verification code

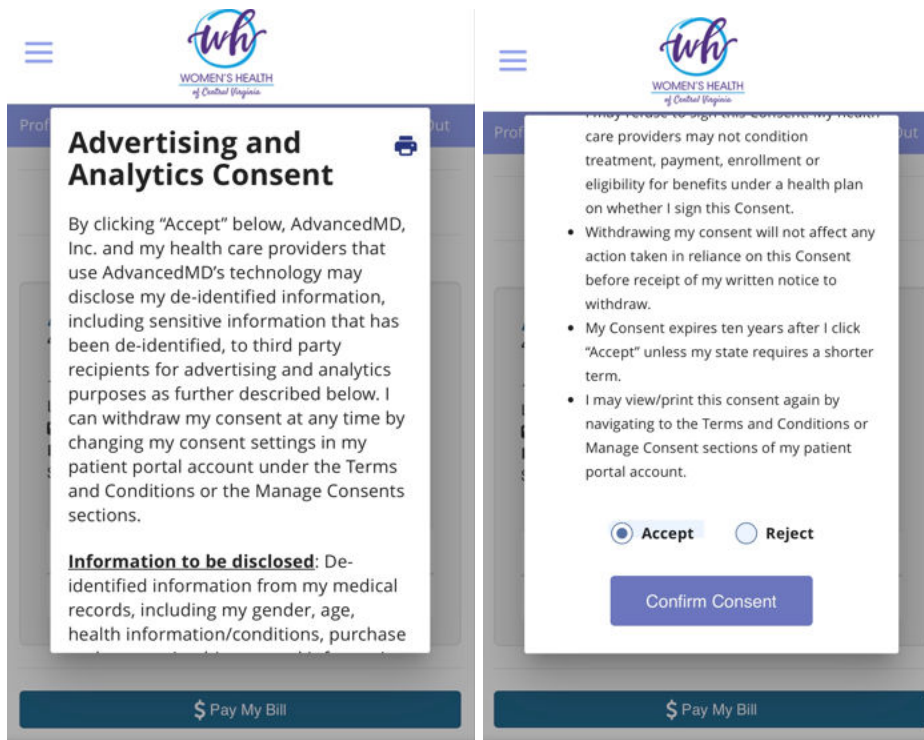
2 ✓ Verify email code

3 ✓ Email verification completed

You will receive future login authentication codes at this email address.

Continue

7. They are now logged in; on first login they must agree to a Consent.



8. They should now be able to access everything in there portal.